

2024-2025 Annual Report



Western Toledo Preparatory

Academy (WTPA) is an award-

winning school located on two campuses. The 18-acre WTPA campus provides students in the

Holland-South Toledo area with an education that emphasizes competitive sports and quality academics. Students engage in core academic subjects in the mornings, reserving afternoons for fitness, competitive sports, and special interests. Academic and athletic programs help students develop the mindset, motivation, teamwork, and toughness to excel in sports, school, and in life. The WTPA Spring Meadows campus specializes in a well-rounded, college

preparatory education providing students with PE, technology, STEM learning, and extracurriculars. This year, the campus added competitive Esports gaming. Both campuses are focused on providing students with a strong foundation for life-long learning and support families with free tutoring and summer programs.



Our Mission: To provide all students with a content-rich, academically challenging education with a well-defined, sequential curriculum in a safe, orderly, and disciplined environment. We strive to ensure that every student is empowered with the skills, direction, and character to pursue excellence in their lives and careers and play effective roles in their families and communities

Chair

Shane Logan

Vice Chair

Stacie Knapp

Treasurer

Tim Monaco

Secretary

Robert Langford III

Member

Charles Allen

Authorizer

Ohio Council of Community Schools

Spring Meadows Principal

Kevin Ball

Executive Principal

Kechan Johnson

Regional VP

Dr. Chad Carr

Grades Served

Early K-8

Students Served

309

School Year Opened

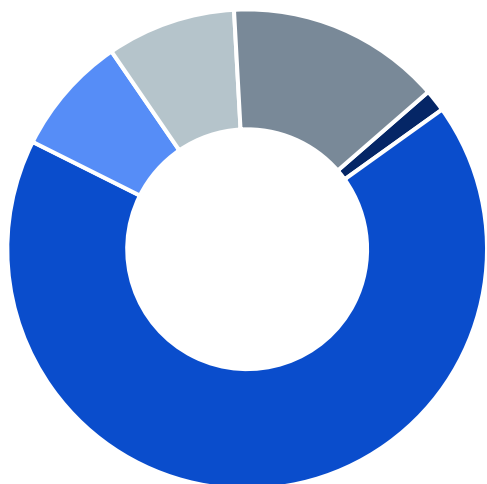
2021-22

Fiscal Officer

Dave Massa



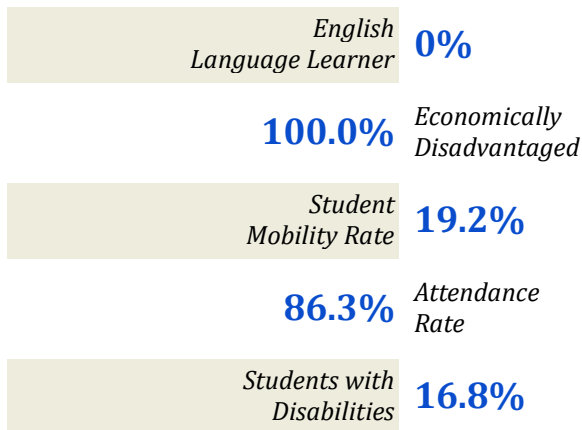
Student Demographics



BLACK
67.5%
MULTI-RACIAL
14.4%
WHITE
8.6%
HISPANIC
8.0%
OTHER
1.5%

NOTE: If Enrollment is less than 10, results are Not Calculated (NC)

Special Populations



Progress towards Goals

The percentage proficient in **ELA** increased from **33.3%** in **2023-2024** to **41.7%** in **2024-2025**.

The percentage proficient in Math increased from **23.7%** in 23-24 to **27%** in 2024-25.


Performance Index increased by almost nine points from **56.3** in 2024 to **65.1** in 2025.

Our Academic Goals

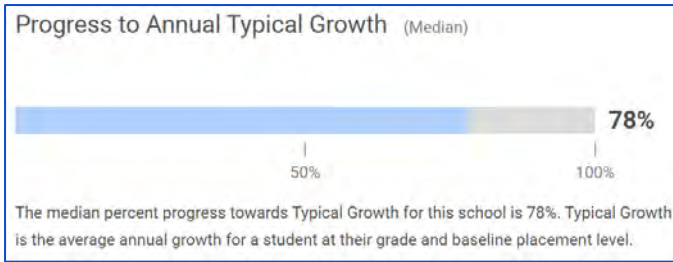
- By FY2026, the overall percentage of students reaching proficiency or above on state **English Language Arts** and **Mathematics** tests will increase by **30%**.
- By FY2026, the overall number of **discipline occurrences** will decrease by **20%**.

State Report Card

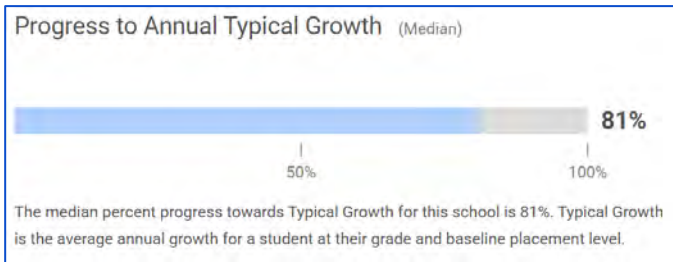
Performance Index Score 65.1	Overall Rating ★★★★★
Achievement Component ★★	Early Literacy Component ★
Progress Component ★★★★★	Gap Closing Component ★★★★★



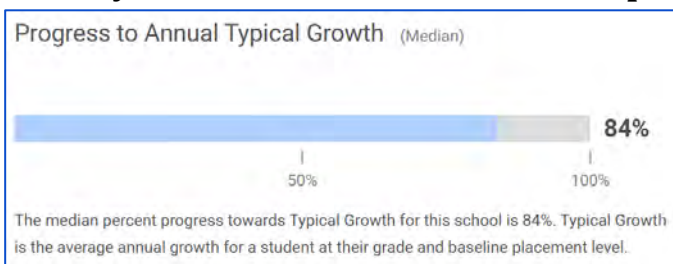
iReady Data Reading Main Campus



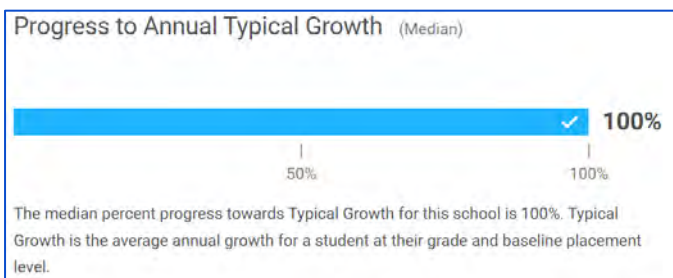
iReady Data Reading Spring Meadows Campus



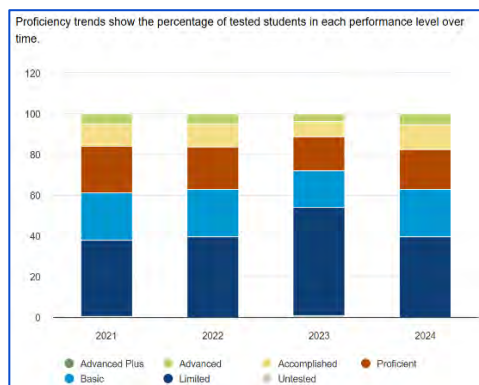
iReady Data Mathematics Main Campus



iReady Data Mathematics Main Spring Meadows Campus



Percent Proficient for Western Toledo Sports Academy



Our Highlights

Academic:

- 2025 Accely Award Winner
- 2025 ACCEL Gold Award, recognizing exceptional academic achievement and a thriving school community.
- Outstanding Student Progress, highlighting impressive academic gains made by students during the school year.
- Algebra 1 classes offered
- 8.8 point increase in Performance Index.
- 5 Stars in Progress
- 4 Stars in Gap Closing

Student Life:

- Girls Volleyball League Champions
- Boys Basketball League Champions
- Sports Camps
- Spirit Weeks
- Halloween Dance
- Free Afterschool Enrichment Programs

Community:

- STEM Goes Red with the American Heart Association
- Trip to the Valentine Theater
- Community Canned Food Drive
- Kindergarten Readiness Camp
- Active Parent Teacher Organization

Staff Accolades:

- OCCS Teacher of the Year nominee Cole Prophet
- Outstanding Fiscal Reporting from the State Auditor
- Monthly Staff Member of the Month



Financial Data:

State Sources	2,038,353
Federal Sources	429,093
Local Sources	7,507
Total Revenue	\$2,474,953

Salary & Wages	891,207
Employee Benefits	305,098
Purchased Services	1,208,308
Supplies & Materials	172,472
Capital Outlay	25,227
Other Expenses	8,477
Total Expenses	\$2,610,789

(1) Numbers in \$M

(2) At the time of publication, 2025 fiscal year data was not available from the Ohio Auditor of State. For updated information visit: www.auditor.state.oh.us

Sponsor Statement:

Ohio Council of Community Schools (OCCS) uses various methods to evaluate the school's performance including published tests and other academic scores such as the Ohio Department of Education & Workforce Local Report Card and supporting data. OCCS regional representatives visit our partner schools regularly ensuring compliance with federal, state, and contractual requirements.